


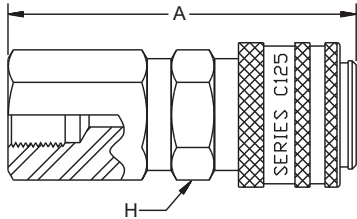


# 125 Coupler

Part Number	Connection Type	A Overall Length	H Hex Size	Maximum Working Pressure
#				
		inch	inch	psi
C10-125-1202	1/4" BSP Female	2.65	0.94	29,000



**C10-125-1202**